

Webex Meetings - Students

To join a session:

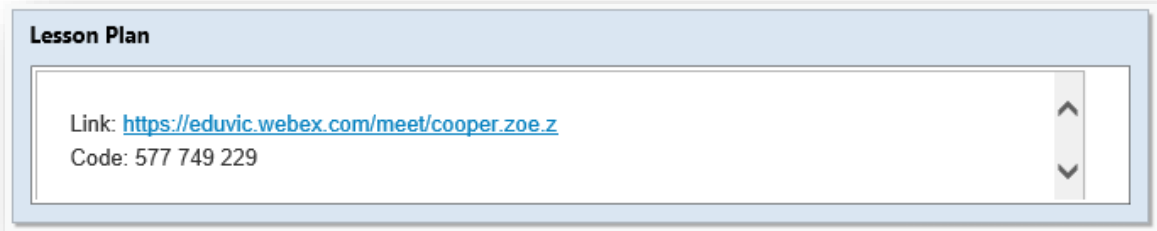
Go to compass: <https://bairnsdalesc-vic.compass.education/>

- Select your class. This may involve clicking through your timetable.



11:54: 3 - 9TCM1 - C3 - BRO

- Below your teacher's name, in the "Lesson Plan" box, your teacher will have written both the link and the class code.



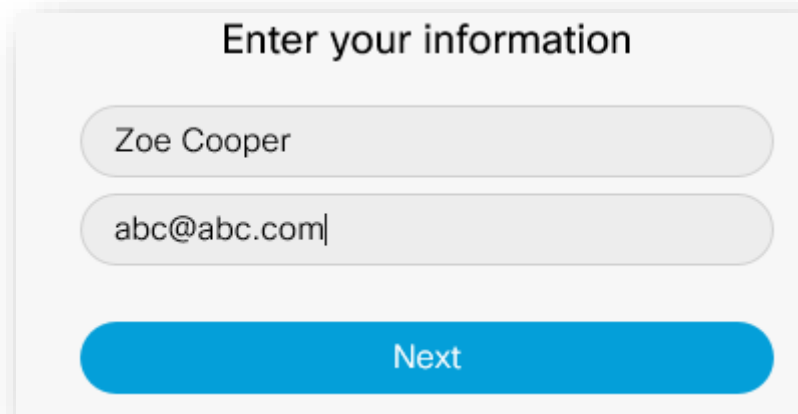
Lesson Plan

Link: <https://eduvic.webex.com/meet/cooper.zoe.z>
Code: 577 749 229

- Click the link then either Download the app or select join from browser.

If Joining from browser:

- Enter in your details then select next.
Note: the email address you enter does not matter. Eg abc@abc.com will allow you to enter.
Please enter your real name into the "Your full name" box as this may be used to mark attendance.



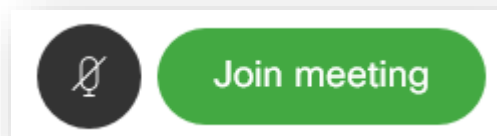
Enter your information

Zoe Cooper

abc@abc.com|

Next

- If prompted: select audio settings. Select "Join Meeting"

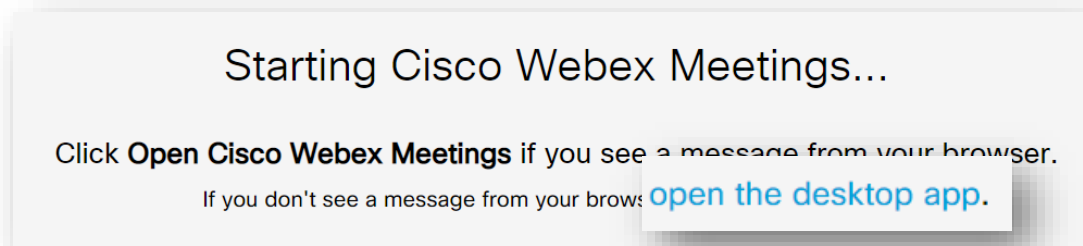


Join meeting

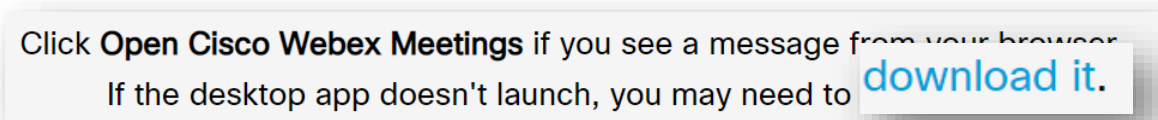
Webex Meetings - Students

If downloading the app:

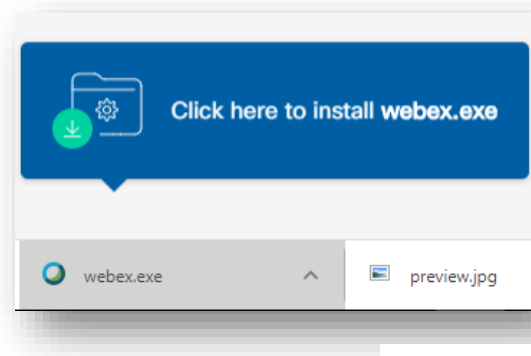
- Select “Open the desktop app”



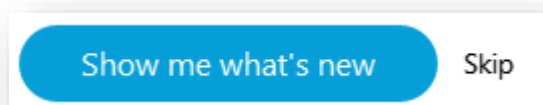
- Then “download it”



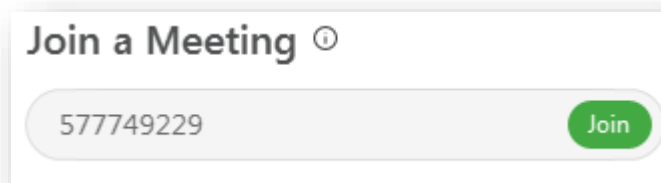
- Follow the prompts to download the application.



- Either view the whats new or select skip



- Enter the code into the “join a meeting box” and hit join.



- Select start meeting.