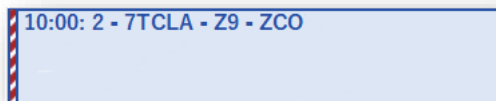


HOW TO JOIN REMOTE LEARNING

To join your classes

1. Open Compass: <https://bairnsdalesc-vic.compass.education/login.aspx?sessionstate=disabled>
2. Select your class



10:00: 2 - 7TCLA - Z9 - ZCO

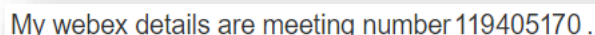
3. Copy the 9-digit code from the:
 - a. Class News Feed (at the bottom)

Webex Meetings

Follow the instructions on the document attached to install Webex on your devices.
My Meeting Number is: 119405170
You will need to join this meeting at the beginning of all classes.


[Webex_Meetings_-_student](#)

- b. Lesson Plan



My webex details are meeting number 119405170.

4. Open Webex by double clicking on the “Cisco Webex Meetings” icon on your desktop



5. Paste the 9-digit code into the “Join a Meeting” box and press Join
 - Do not use Spaces (X 119 405 170 X)
 - Do not use Dashes (X 199-405-170 X)
 - Keep as one number (✓ 199405170 ✓)

Join a Meeting ⓘ

199405170

Join