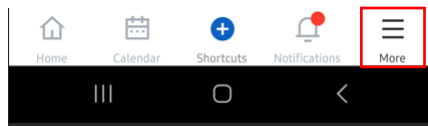



Update your Contact Details

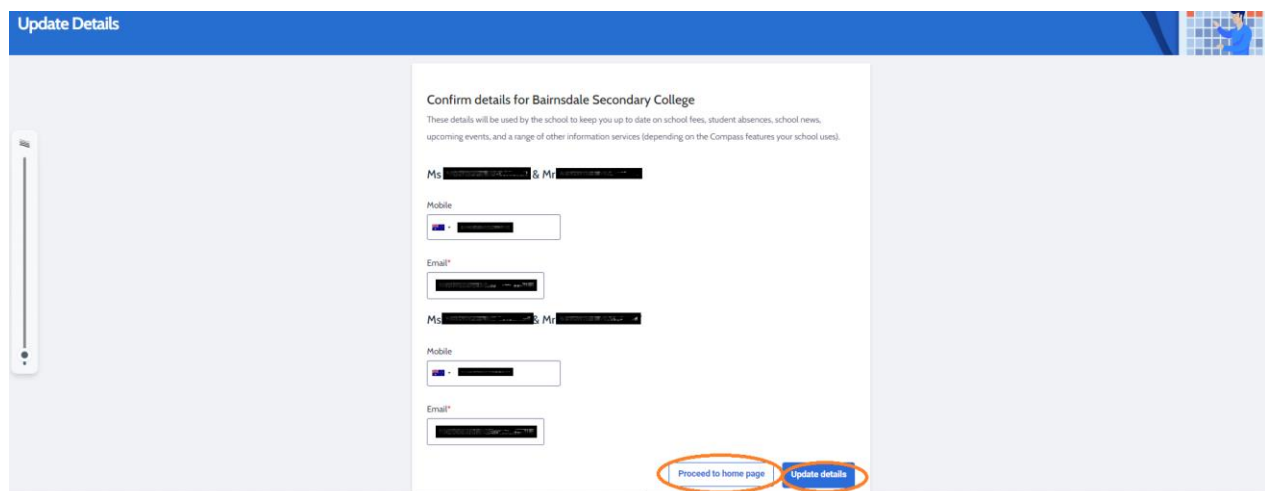
- Click the 'More' button at the bottom of your screen.



- Click on 'Open in browser' tab.
- Go to the cog menu icon and select 'Update my Details'.



- Check your contact information.
 - If details are **incorrect**, update the relevant fields and click 'update details'.
 - If details are **correct**, click on 'proceed to homepage'.



- If you have other personal details that you would like to update, (e.g. your home or postal address) please contact the College by phone or email.